

# Welcome to SchoolFox

– Simplifying school communication!






**SchoolFox** allows you to stay up-to-date with your child's school activities in one place – no more paper messages or missed calls! Through the platform you can also easily get in touch with the school yourself if needed.

You can access SchoolFox on your phone using the mobile app, or on your computer or tablet via the WebApp.



<https://foxeducation.com/en/schoolfox/downloads>


## These practical **features** make it easier for you to participate in your child's school life:

-  You will receive **messages** and updates directly **digitally** from teachers, so important information won't be lost on paper printouts or in the school backpack.
-  You reduce your communication effort by providing important feedback through **survey** responses, read **confirmations**, or a **digital signature**.
-  Reporting **sick leave** or absences and the related confirmations are simply done through SchoolFox, avoiding lengthy calls and waiting in line.
-  In case of urgent events like school closures or illnesses you will be informed via **emergency text messages**. This way, you receive the information even if your app notifications are inactive at that time.
-  **Events** and **class schedules** will be presented to you in a manageable list and can be exported to your personal calendar.



### Activate your SchoolFox account

- You will receive a personal invitation code from your school, which is valid only for your child.
- Access SchoolFox as an app or WebApp and click on "Create account" on the login page.
- Now enter your invitation code here. (Note that the invitation code consists only of numbers and lowercase letters)
- Choose an email address and password for your account.
- In addition to a secure password, use an email address that you'll remember and have long-term access to. Access to this email address is needed to reset your password if necessary. For this reason, signing up with a phone number is not possible.

 Multiple parents can be connected to one school child – feel free to share the code with other parents.






## Feel free to use SchoolFox for multiple siblings in parallel



Do you have more than one child communicating through SchoolFox in their school or class?

Of course, you can add multiple children to the same account. Just log in with the same credentials you use for SchoolFox (same email address and password) and enter the corresponding invitation code under "Add code."



## Do you already know KidsFox, the little sister of SchoolFox?



Us Foxies want to accompany families throughout their entire educational journey as a safe communication tool.

This starts in the early years of childcare, where it's especially important to stay updated about the daily lives of the little ones. For this purpose, there's KidsFox, the communication app for daycare centres.



Do you have children who aren't yet of school age but you'd like to communicate with their educators in the same way as SchoolFox? Tell your daycare centre about KidsFox or refer your contacts to [sales@foxeducation.com](mailto:sales@foxeducation.com).



## SchoolFox & KidsFox can also be used with the same account



If your daycare centre chooses KidsFox (or maybe already uses the app) and you're already registered with SchoolFox, you don't need to create a new account.

Just log in with the same credentials you use for SchoolFox (same email address and password) and enter the corresponding invitation code under "Add code."



## Support Centre



Of course, we won't leave you alone in your continued use of our FoxApps. Our **support Foxies** are here for any questions, providing guidelines, explanatory videos, or personal help.

[foxeducation.com/en/foxeducation/support](https://foxeducation.com/en/foxeducation/support)